

Your guide to **JG Underfloor Heating**



Featuring

 Speedfit™

 LowFit™

The smarter way to heat a home

Whether you are building a new home, renovating existing space or adding a new extension, JG Underfloor Heating has a solution suitable for any project.

At JG Underfloor we like to keep it simple. We have put together this guide to help you understand our solutions. Here you will find useful information from key system components to pipe layouts, smart controls and how to request a free CAD drawing or place an order.

Incorporating JG Speedfit push-fit connections and JG Underfloor Heating controls, our systems are the ideal choice if you are looking for an energy efficient, stylish and easy to install solution.

With the largest network of technical sales engineers in the UK, our experts are on hand to provide you all the support you need – before, during and after installation.

Contents

Reasons to install JG Underfloor Heating	4
What makes us different?	6
Working together	8
Underfloor heating explained	10
Key components	12
Choosing the right system	14
A solution for any project	16
Pipe layout	18
Smart control on the move	20
Technical support & design	26

Reasons to install JG Underfloor Heating

At JG Underfloor we make underfloor heating simple, offering high quality solutions underpinned by unrivalled technical support throughout the UK. Not only does JG Underfloor Heating create a better use of space, it is also more efficient and kinder to the environment.



Conventional & renewable heat sources

Compatible with conventional and renewable heat sources that reduce environmental impact and cut fuel bills, including air and ground source heat pumps and solar panels.



Greater heating control

Creates the perfect comfort zone with individual or multi-room temperature control.



Reduced heating bills

Designed to work with low water temperatures, JG Underfloor Heating can reduce energy consumption and heating costs by up to 20%.



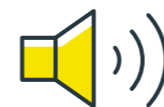
More living space

By removing bulky and unsightly radiators it will free up wall space and give freedom for interior design.



Healthier & safer living

Less moisture and lower air movement may help reduce dust allergens. Plus, with no hot radiators and sharp edges it creates a safer space.



Less noise

Create a relaxing and tranquil ambience with no more creaking pipes or water flow noise. Virtually silent to run.



More comfort

Like the sun, UFH uses radiant heat to warm objects and the fabric of the building to create a cosy, comfortable environment.

Did you know?

Underfloor heating is cheaper to run than radiators as it uses less energy, saving money on energy bills. By only heating rooms that are in use, you will conserve energy and reduce wastage too.

What makes us different?

JG Underfloor Heating is committed to developing energy efficient heating solutions. Bringing together the best and latest technologies, we provide design-lead solutions underpinned with unrivalled technical support.

With you every step of the way

We give you all the help and support you need – before, during and after installation. Whether your project is small, big or complex, we offer a free design, estimation and technical support service. With our experience, you can be assured that our experts will design the most energy efficient solution. Once you have placed your order we will produce easy to follow CAD drawings.

Save time and money with easy fit systems

By combining our push-fit technology with ultra flexible JG Layflat pipe, pipe fixing systems and pre-assembled manifolds, we offer a comprehensive range of underfloor heating systems that are quick and easy to install. Plus our 12mm and 15mm pipe also reduces waste as any overcuts can be used on your next plumbing job.

Did you know?

A diverse range of industries rely on JG Speedfit Technology. So, whether you are driving a car, making a call, enjoying a pint at your local, or taking a shower, it is likely you have already come into contact with trusted JG Speedfit Technology.

JG Underfloor Controls: a smarter way to control heat

At the heart of our heating control concept is our range of innovative controls with the flexibility to control underfloor heating and hot water. With individual and multi-room control, heating can be controlled from anywhere and at anytime using the free JG Underfloor app.

Unrivalled technical support

Although we are now part of a global company, we still understand the value of providing local support on your doorstep. Within the UK plumbing and heating market, we boast one of the largest technical sales teams providing onsite assistance for first time installers and helpdesk support for more seasoned installers.

Guaranteed to perform

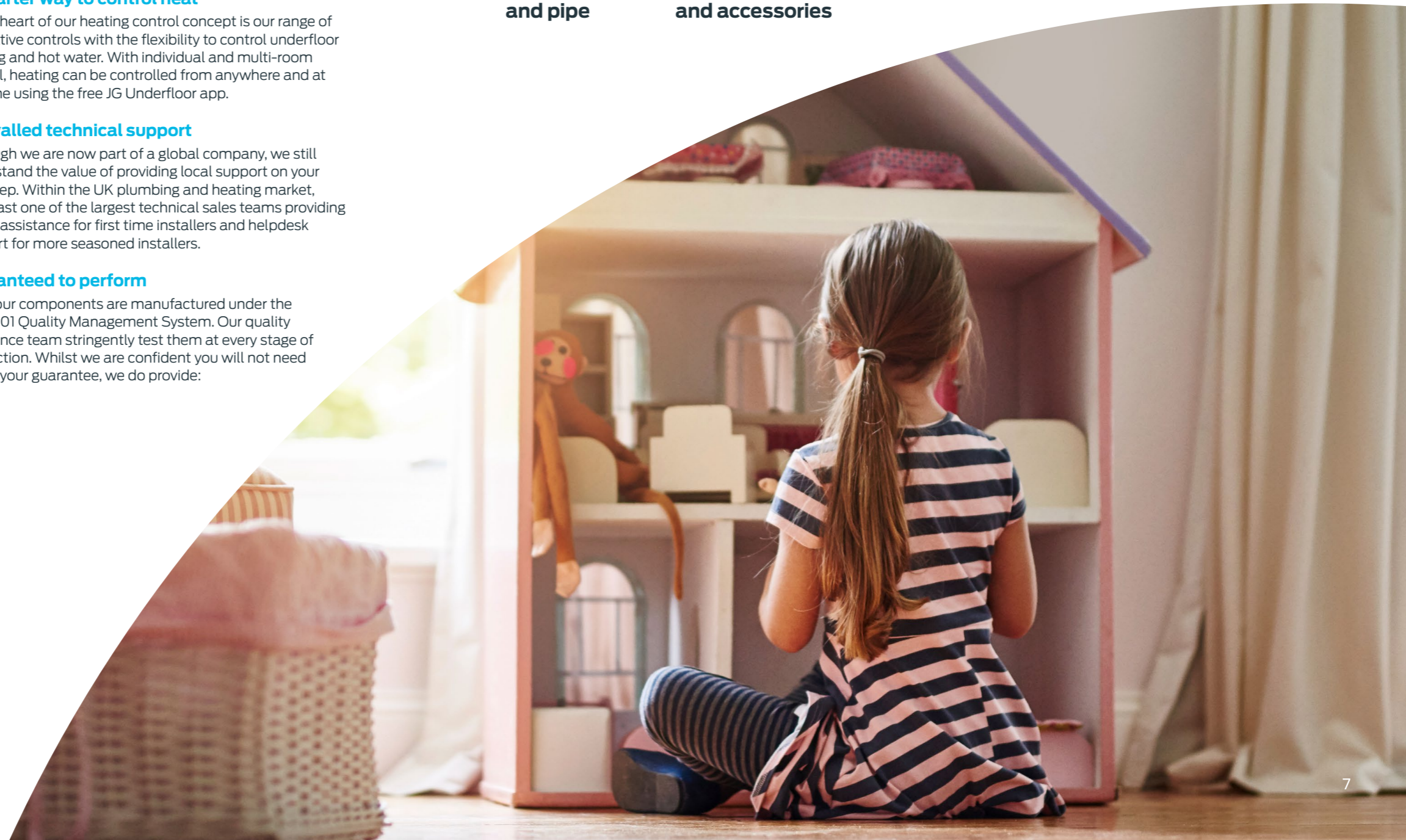
All of our components are manufactured under the ISO9001 Quality Management System. Our quality assurance team stringently test them at every stage of production. Whilst we are confident you will not need to use your guarantee, we do provide:



on all
JG Speedfit
fittings
and pipe



on JG Underfloor
Controls, manifolds,
control packs
and accessories



Working together

With a strong brand reputation and a high quality range of underfloor heating solutions, underpinned by an extensive support network; JG Underfloor is the perfect partner for your next project.

Whether you are a contractor, developer, architect or self-builder, you can be confident we have the expertise to design the most energy-efficient solution for any budget, floor construction or project.



Contractors

We know that a good reputation is crucial to your business. With JG Underfloor your reputation is in safe hands, as all of our products are manufactured to the highest standards using the latest technologies. We will be available throughout your project to provide you all the technical back up you could need – onsite or over the phone.



Architects & Developers

Free up space for design and add a touch of elegance to your next development with JG Underfloor. We understand detail is important, which is why our experts will work closely with you from discussing initial ideas through to planning, design and installation.



Homeowners & Self Builders

Add luxurious heat and style to your home with our affordable, energy-saving underfloor heating solutions. Using the latest push-fit technology, JG Underfloor Heating is fast and easy to install. When designing and installing your solution, our technical team will help you eliminate any guesswork and create the best solution for your home.



Having worked with JG Underfloor for more than 10 years, we already knew that we were working with a proactive company.

Russell Dawkins,
Technical Manager,
Crest Nicholson

The underfloor heating solution was easy to install and support from JG Speedfit was first class.

Richard Doyne, Owner,
Richard Doyne Plumbing & Heating

I wanted to create a warm and inviting space and that's exactly what I got with JG Underfloor.

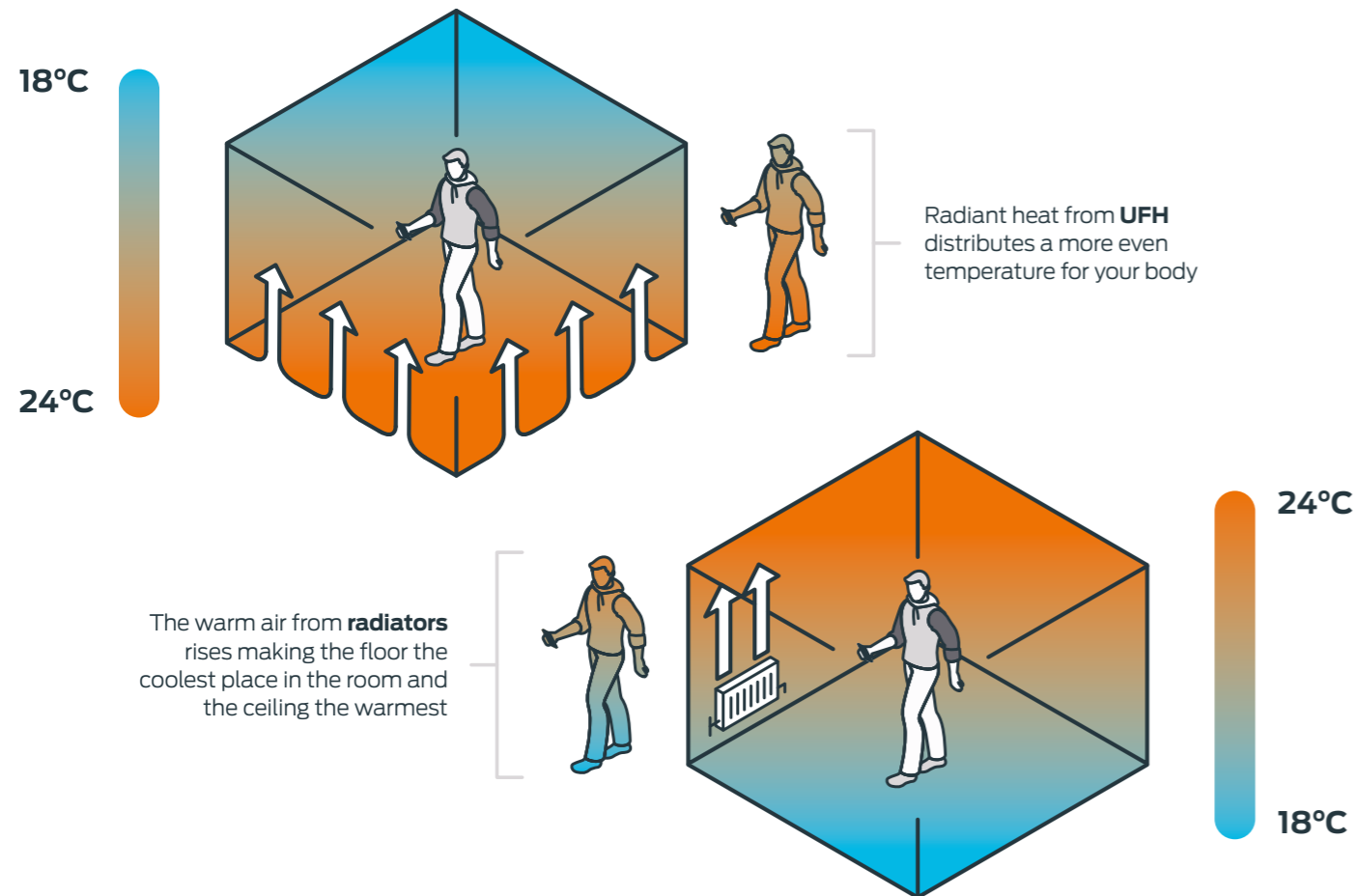
Mandy Stamp, Homeowner

Underfloor heating explained

Underfloor Heating uses mainly radiant heat, the most comfortable form of heating, giving an even distribution of warmth over the whole room.

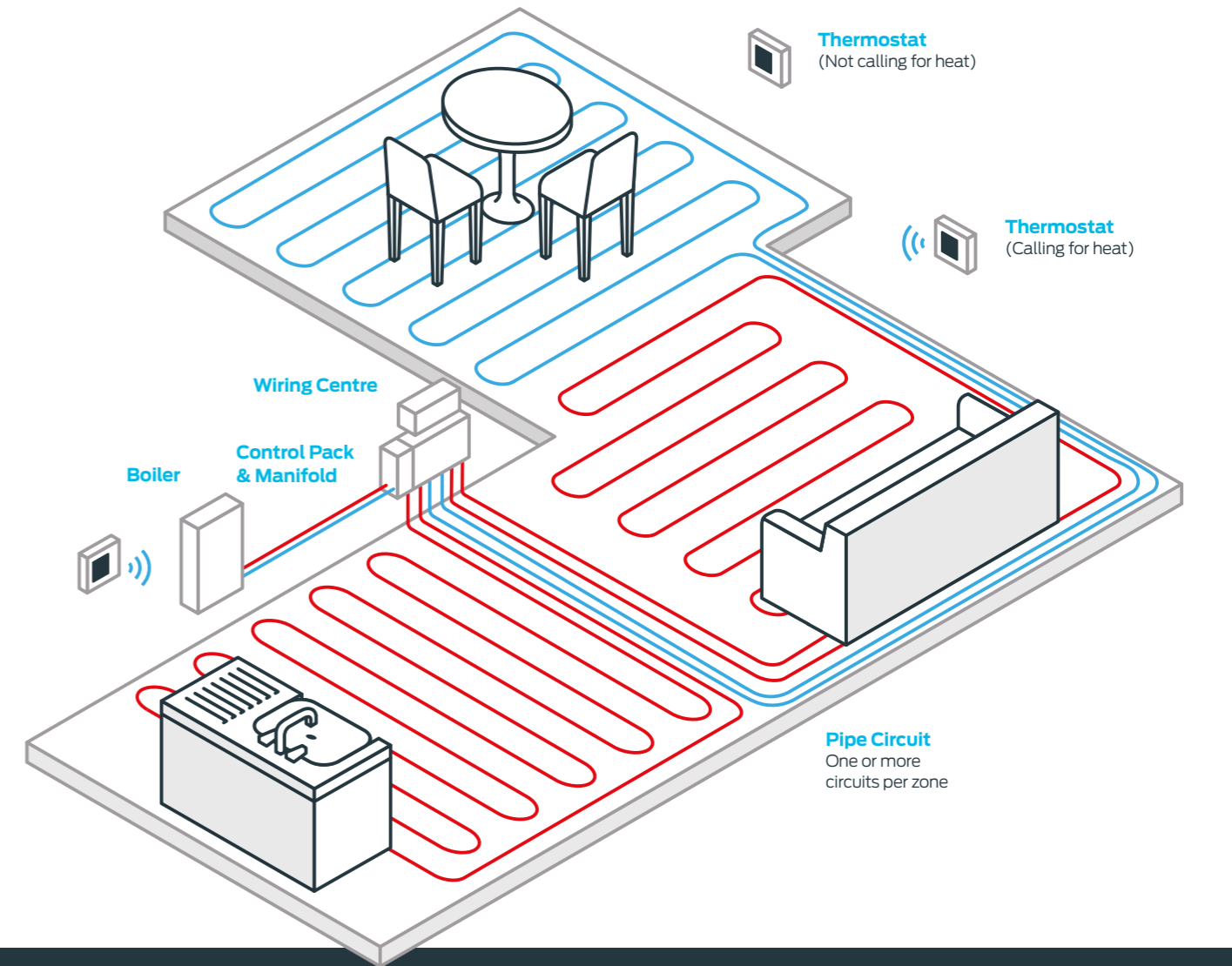
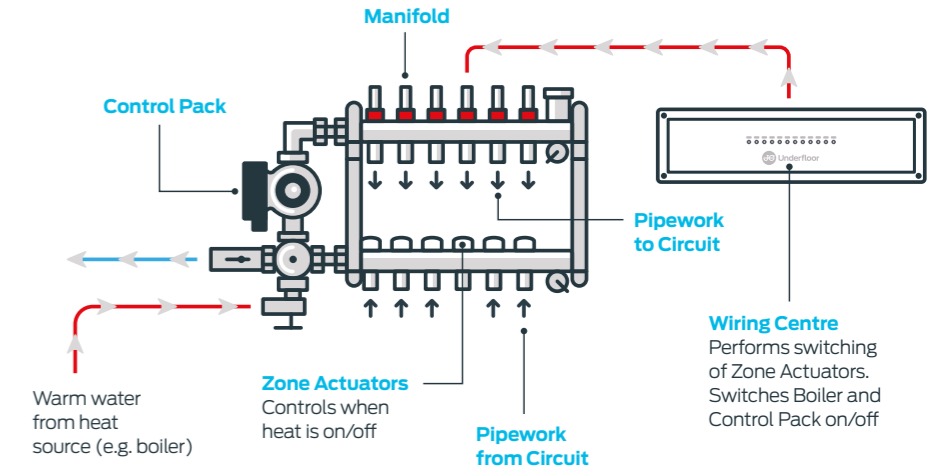
By contrast, radiators transfer energy using convection, heating the air above and around the radiator at a much higher temperature, causing the warm air to rise. This results in the floor being the coolest place in the room, with the mass of warm air at ceiling level.

Underfloor heating resolves this issue by ensuring there are no more cold spots and that heat is distributed evenly where it is needed most. A conventional radiator can be as hot as 75°C, whilst an underfloor heating system has a much lower and safer surface temperature between 25-27°C.



Underfloor heating systems monitor individual room temperatures by using intelligent thermostats to send signals to the central wiring centre.

The wiring centre controls the manifold which turns the boiler on and sends heat to the room when required. The manifold is able to blend water to the temperature needed for underfloor heating, which means any heat source can be used including conventional boilers or ground/air source heat pumps.



Hints & tips

Heat Output Tables and more technical information can be found at jgunderfloor.com

Control Pack & Manifold

Warm water is pumped from the heat source to the control pack and mixed to approx 50°C. The control pack is fitted to the manifold that connects to the pipe circuits.

Thermostats

Individual room thermostats control when heating is required in each room, as well as the temperature required in each room.

Wiring Centre

Performs central switching of zone actuators, control pack and boiler as signalled by the thermostats.

Pipe Circuit

When heat is switched on the entire floor area is warmed to between 25°C - 28°C, providing even distribution of heat at slightly higher than room temperature.

A full list of
system components
can be found at
jgunderfloor.com
or in our trade
price list.


Key components

All JG Underfloor Heating systems are supplied to specification and consist of high quality and dependable components.



Heating control

JG Underfloor Controls enable remote regulation of underfloor heating and hot water. We have a wide range of options from fully wired 240v to battery operated RF systems that can be controlled by your smart phone or tablet via the JG Underfloor app.




Pipe fixing

No matter what type of floor or space you are working with, we have a wide range of floor solutions offering great heat distribution. All of our pipe fixing systems use ultra flexible JG Layflat pipe, and connect to the manifold using our trusted JG Speedfit push-fit fittings, making installation quick and easy. See the following pages for a list of options.

Manifold

Manufactured to the highest standard, our manifolds are made from stainless steel and are available in a range of sizes from 2 to 12 zones. All manifolds come fitted with brackets and a vibration isolation mount. A unique feature is that pipe connections are all made with easy to use JG Speedfit push-fit fittings. Integrated within the manifold rail is a pre-assembled automatic air vent, filling valve and flow rate indicators for adjusting flow and isolating the pipe circuit.



Actuator valves

Controlled by a thermostat or programmer, actuator valves operate to open or close an individual circuit on the manifold.



Barrier pipe

JG Layflat pipe is made from a soft material with little memory, making it ideal for laying underfloor heating pipe circuits. Made from Polybutylene, the 15mm pipe has an inner barrier to stop the ingress of oxygen molecules and is approved by British Gas for water pipe in vented and sealed central heating systems. Available in up to 300m coils.



Control pack

Used to mix and control water temperature, JG Underfloor's lightweight control pack is suitable for heating systems up to 14kW and connects directly to the manifold without the need of extra brackets or support. The nickel-plated control pack consists of a mixing valve, Grundfos A rated pump, return elbow, manifold adaptor and all necessary seals. JG Speedfit push-fit pipe connections can be made from the side or below the manifold. The pack also isolates all system components for maintenance purposes and can be mounted either side of the manifold to suit application.



Choosing the right system

Different underfloor heating systems vary in performance, so it is important to choose the right system for your project. To decide which pipe fixing system is best, you need to consider how the floor has been constructed as well as the desired final finish.

A system for every floor construction

Existing floors underfloor heating

Laid directly on top of existing solid floors or under the floor between timber joists or over the floor between battens. There is a range of options for retrofits using low profile, high density, grooved foil-faced panels.

The JG LowFit system has been specially designed to keep overall floor height to an absolute minimum, without compromising on heat output. Offering a wide selection of panels to suit virtually any type of installation. JG LowFit is suitable for new build and retrofit projects.

Screed floors underfloor heating

Using thermal conductivity, heat is transferred from pipes encased in screed to the finished floor level and are typically used for ground floor applications in new build and renovation. Screed systems are constructed over a slab or an oversite base with edge insulation fitted around the perimeter to allow for expansion and contraction, as well as the prevention of heat conduction from the floor to the wall.

Timber floors underfloor heating

JG Layflat pipe is installed into single or double grooved aluminium spreader plates that transmits heat evenly across the finished floor surface. For existing floor structures install between battens and for new floors, fix between existing joists. If the floor can be raised, floors can also be counter-battened to make installation even easier.

A system for most floor finishes

Some floor coverings offer better thermal conductivity than others and can therefore impact system performance.



Ceramic & stone

Most ceramic and stone floor finishes have a low thermal resistance. The hard surface quickly and effectively transfers heat making it an ideal partner for underfloor heating.



Timber

Due to good heat transfer timber floors work well with underfloor heating, especially engineered timber. Timber floors have a higher thermal resistance and as the temperature should not exceed 27°C, advice should be sought from your flooring supplier.



Carpet

Carpets provide the highest heat resistance. Make sure the underlay is suitable for use with underfloor heating and the combined carpet and underlay tog value is less than 2.5. The higher the combined tog value the lower heat output.



Vinyl & linoleum


Vinyl and linoleum flooring offers low resistance to heat due to its thin layer. Most types of vinyl and linoleum are suitable for use with underfloor heating.

Surface temperature

For most applications, underfloor heating systems have a surface temperature of approximately 25°C. However, if the building heat loss is high a surface temperature of 29°C is required.

Bathroom floors with a suitable covering can go up to 33°C. However, you must ensure the floor temperature does not exceed those specified by the floor covering manufacturer.

Our JG Underfloor Controls thermostats allow for a floor probe to be fitted to prevent overheating. Plus, our wiring centres have connections built in for an overheat thermostat.




A solution for any project


Our wide range of underfloor pipe fixing systems are designed to work with any type of floor construction.

Screed floor solutions


A range of cost-effective solutions for installing pipes under new or concrete/screed floors. Ideal for new builds and extensions, especially ground floor level.



- Staples secure pipe to insulation
- Quick and easy to install
- Cost effective solution
- High heat output & response
- Regular and irregular shaped rooms



- Clip pipe onto the rail
- Ready-made spacing
- High heat output & response
- Good for larger regular shaped rooms
- Suitable when insulation is too thin for staples



- Simple grid system for precise layout
- Ensuring minimum pipe bending radius
- High heat output & response
- Good for larger regular shaped rooms

Timber floor solutions

A range of solutions for installing between existing battens or new joists. Ideal for new builds, extensions and renovations, especially first floor level.



- Easy to install across timber joists or onto battens
- Medium heat output & response
- Low height build up
- Ideal for upper floor
- Good for rooms of all sizes



- For use with pre-engineered joists
- Easy to install across timber joists or onto battens
- Media heat output & response
- Low height build up
- Good for rooms of all sizes




- No special components required: Typical 8:1 screed mix
- Good heat output with low flow temperatures
- Cost effective installation
- Reduces thermal expansion noise


Low-profile is ideal for retrofits and new builds

Low-profile floor solutions


A range of retrofit solutions for existing floors that provide minimal height build up and are suitable for ground or first floor installation.




- Fit over timber subfloor
- Ideal for carpet, laminate & wood floors
- For use with 12mm manifold & pipe
- Medium output, dispersion & response
- Lightweight panel with high compressive strength
- Pre-grooved channels for easy & precise pipe layout



- Fit over timber subfloor
- Ideal for tile, stone & ceramic floors
- For use with 12mm manifold & pipe
- Medium heat output & response
- Lightweight panel with high compressive strength
- Pre-grooved channels for easy & precise pipe layout




- Fit over concrete subfloor
- Suitable for any floor covering
- For use with 12mm manifold & pipe
- High heat output & response
- Castellated grid for precise pipe layout & good screed adhesion
- Adhesive backed for hassle-free installation
- Overlap panel system for simple & accurate alignment




- Suitable for any floor covering
- For use with 15mm manifold & pipe
- Maximum heat output & response
- Castellated grid for precise pipe layout & good screed adhesion
- Adhesive backed for hassle-free installation
- Overlap panel system for simple & accurate alignment

Existing floor solutions

A range of retrofit solutions for existing floors that provide minimal height build up and are suitable for ground or first floor installation.



- Easy to install grooved foil-faced panel
- Ideal for timber or suspended floors
- Medium to low heat output and response
- Good for rooms of all sizes and shapes



- Easy to install grooved foil-faced panel
- Lay over existing subfloor
- Suitable for lightweight floor coverings only
- Medium to low heat output response
- Good for rooms of all sizes and shapes

Room Pack solutions

Room Pack is a cost-effective solution for single rooms up to 30m², including conservatories, bathrooms, kitchens and extensions.

Pre-assembled and pre-wired, the control unit is fast and simple to install as it plugs into any electrical socket or spur and is easily integrated to an existing central heating system.

Fitted with the latest A rated pump the control unit has integral ball valves for isolation from the primary heating system, an adjustable blending valve and a six metre head circulation pump. An anti-vibration mounting bracket ensures silent operation.

Using the screed as a heat diffuser, 15mm JG Layflat pipe is secured with clips to rigid insulation placed over the concrete subfloor.

There are two different types of Room Packs depending on the floor area.

20m² Room Pack

For rooms up to 20m² with wired heating control.

30m² Room Pack

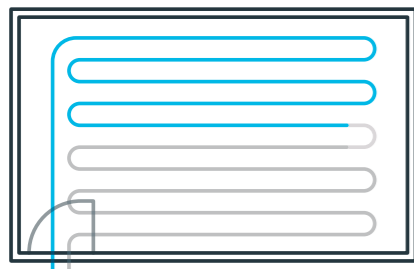
For rooms up to 30m² with wired heating control.

A full list of system components can be found at jgunderfloor.com or in our trade price list.

Pipe layout

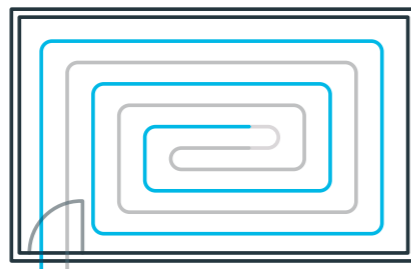
The manifold should be positioned in a central location to reduce the length of pipe runs required. There are several ways to lay pipe depending on pipe spacing, room layout and fixing method. If you have requested a CAD drawing this will show the specific pipe routes and patterns for the job. However, these examples show the main options available, although there are many possible combinations.

Serpentine pipe circuit



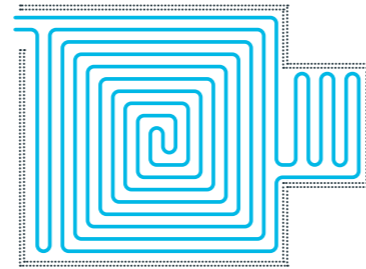
A simple up and down circuit pattern ideal for small areas or irregular shaped rooms such as kitchens and utility rooms.

Counterflow pipe circuit



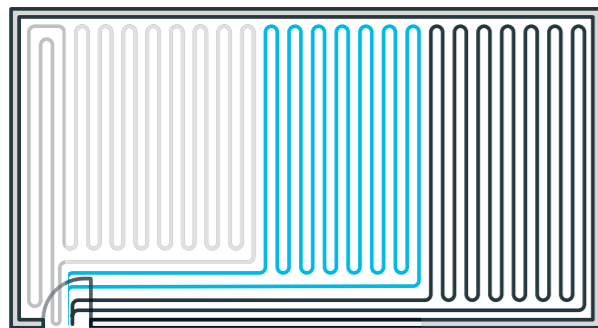
A spiral circuit pattern that achieves an even floor temperature with alternating flows and returns.

Combining pipe circuits




Serpentine and Counterflow pipe circuits can be combined in irregular shaped rooms.

Multiple pipe circuits



Serpentine



Counterflow

For more complex installations in rooms requiring multiple circuits, you can use both Counterflow and Serpentine layouts.



What pipe layout should you use?

System	Serpentine	Counterflow
LowFit Castellated Panel	Yes	Yes
LowFit Foil/Mesh Panel	Yes	
Staple	Yes	Yes
Mounting Rail	Yes	
Floor Panel	Yes	Yes
Spreader Plates from above	Yes	
Spreader Plates from below	Yes	
Underfit	Yes	
Overfit	Yes	
Room Pack		Yes

Smart control on the move

With JG Underfloor Controls you will never have to worry about returning home to a cold house or forgetting to turn off your heating when you leave. Plus, with our smart-generation thermostats you get the freedom to control your heating and hot water via smartphone or tablet, no matter where you are.

Add a touch of style to the way heating is regulated with our sleek and slender thermostats. Available in black or white, our contemporary heating controls will complement the look of any room. Whether you are looking for wired, wireless or networked controls, we have a range of options to suit your needs, which are quick and simple to set up and program.

Stylish and easy-to-use thermostats

From wired to wireless heating controls, we offer a wide range of programmable thermostats to suit your needs.

Our wired range consists of mains-powered thermostats (240v), whereas our wireless ranges includes both mains-powered (240v) and battery-powered options, which are especially ideal for retrofitting. The wireless thermostats use radio frequency to communicate with the wiring centre, eliminating cost, damage and disruption caused by additional wiring.


- 7-day programme, 15-minute increments and 6 on/off periods for optimal comfort and control
- Ambient temperature sensor with optional probe connection point

- Open Window function detects sudden temperature drops to reduce wasting energy
- Adaptive function predicts heat up times and adjusts programming to eliminate temperature spikes
- Freeze Protection function reduces energy-wastage in unused rooms
- Holiday function maintains low-level heating when the home is unoccupied
- Heating Boost function boosts heat for 1-9 hours in the event of low temperatures
- Free smart app for controlling underfloor heating on the go
- Meets the requirements of Boiler Plus
- Compatible with Alexa or Google Home voice control



Hints & tips

Still not sure what system is best for your project? Remove any guesswork by contacting our technical support.



Download the free app



The JG Underfloor app is compatible with iOS, Android and Windows devices

A full list of system components can be found at jgunderfloor.com or in our trade price list.



Single room packs

Control Unit



Part number	Pack qty
JGROOMPACK/3	1
For single room conservatories or room extensions up to 30m ² .	

Single Room Underfloor Heating Pack 20m²




Part number	Pack qty
JGUFHPACK20/4	1
For conservatories or room extensions up to 20m ² .	

Each pack will include:

Product	Qty
15mm x 150m Coil of Pipe	1
Single Room Control Unit	1
JG Underfloor 240v Programmable Thermostat	1
15mm Pipe Staples	200
15mm Pipe Inserts	2

Single Room Underfloor Heating Pack 30m²



Part number	Pack qty
JGUFHPACK30/4	1
For conservatories or room extensions up to 30m ² .	

Each pack will include:

Product	Qty
15mm x 100m Coil of Pipe	2
Single Room Control Unit	1
JG Underfloor Programmable 240v Room Thermostat	1
15mm Pipe Staples	300
15mm Pipe Inserts	8
15mm JG Speedfit Equal Tees	2
15mm JG Speedfit Stem Elbows	2

Manifolds & control packs

Manifold – Stainless Steel



Part number	Description	Pack qty
JGUFHMAN2/2	2 Port	1
JGUFHMAN3/2	3 Port	1
JGUFHMAN4/3	4 Port	1
JGUFHMAN5/3	5 Port	1
JGUFHMAN6/3	6 Port	1
JGUFHMAN7/3	7 Port	1
JGUFHMAN8/3	8 Port	1
JGUFHMAN9/3	9 Port	1
JGUFHMAN10/3	10 Port	1
JGUFHMAN11/3	11 Port	1
JGUFHMAN12/3	12 Port	1


The manifolds are complete with adjustable flow gauge, drain valve and air bleed valve. They are pre-assembled on wall brackets and supplied with screws and plugs. Also supplied with 'STS' Pipe Inserts and Collet Clips.

Manifold Extension Kit – Nickel Plated



Part number	Pack qty
MEKIT01/2	1

Thermomix Control Pack – Nickel Plated



Part number	Pack qty
JGCONTROL/5	1

Actuator Valve



Part number	Pack qty
JGUFHA(240V)/2	1
240v Circuit Actuator Valve.	

Fixing systems

Pipe Staples



Part number	Size mm	Pack qty
JGUFHSTAPLE	60	300
JGUFHSTAPLE40	40	300

Staple Gun



Part number	Pack qty
JGUFHGUN	1


Mounting Rail & Pins



Part number	Size	Pack qty
JGUFHRAIL	2 metre long	16
JGUFHPIN		100

Available in pack multiples only. Pack 32m in total.


Floor Tiles



Part number	Size mm	Pack qty
JGUFHTILE	1400 x 800	12

The floor panels have an 11mm layer of insulation for support and additional thermal insulation.

Spreader Plates



Part number	Size mm	Pack qty
JGUFHSP400	390 x 1000	10
JGUFHSP165*	165 x 1000	20


* FOR I BEAM JOISTS
Available in pack multiples only.

Overfit® Board



Part number	Size mm	Pack qty
JGUFHBOARD1	1250 x 600	10
Used to install underfloor heating pipe over an existing floor structure.		

Underfit® Board



Part number	Size mm	Pack qty
JGUFHBOARD2	1200 x 350	10
Used to install underfloor heating pipe between existing joists.		

Edge Strip



Part number	Size	Pack qty
JGUFHEDGE	25 metre roll	1

Piping accessories

JG Layflat® Polybutylene Barrier Pipe



Part number	Size mm x m	Box qty	Pack qty
15BPB-25C	15 x 25	8	1
15BPB-50C	15 x 50	6	1
15BPB-85C	15 x 85	10	1
15BPB-100C	15 x 100	4	1
15BPB-120C	15 x 120	4	1
15BPB-150C	15 x 150	3	1
15BPB-300C	15 x 300	4	1

JG Speedfit PEX Barrier Pipe



Part number	Size mm x m	Box qty	Pack qty
15BPEX-25C	15 x 25	8	1
15BPEX-50C	15 x 50	5	1
15BPEX-100C	15 x 100	5	1
15BPEX-120C	15 x 120	5	1
15BPEX-150C	15 x 150	4	1

Manifold Elbow Connector – Nickel Plated



Part number	Pack qty
JGUFHMANELB/2	1

Conduit Elbow



Part number	Size mm x m	Pack qty
JGUFHCONELB		50

Black Conduit Pipe

15BLKCON-25C	15 x 25	1
15BLKCON-50C	15 x 50	1
22BLKCON-25C	22 x 25	1
22BLKCON-50C	22 x 50	1

Service kits & spares

Spare Parts for Manifolds Launched April 2014


Part number	Description
MKIT01	Manifold Flow Meter
MKIT02	Manifold Circuit Isolating Valve
MKIT03	Decorators Cap Return Manifold
MKIT04	Drain Valve
MKIT05	Auto Air Vent
MKIT06	Manual Air Vent
MVKIT01	22mm Angle Ball Valve
MVKIT02	22mm Straight Ball Valve
MVKIT03	Service Kit for JGCONTROL/4
PUMP-GA	6M 'A' Rated Grundfos Pump

Spare Parts for Manifolds Prior to April 2014

Part number	Description
SPUFH7	Manifold Ball Valve - Red
SPUFH8	Manifold Ball Valve - Blue
SPUFH9	Drain/Filling Valve
SPUFH11	Manifold Isolating Valve
SPUFH13	UFH Air Vent
SPUFH15	Service Kit - JGCONTROL/2
SPUFH17	Connection Box - STAT

JG LowFit

Manifold – Stainless Steel 12mm



Part number	Description	Pack qty
JGLOWFITMAN2	2 Port	1
JGLOWFITMAN3	3 Port	1
JGLOWFITMAN4	4 Port	1
JGLOWFITMAN5	5 Port	1
JGLOWFITMAN6	6 Port	1
JGLOWFITMAN7	7 Port	1
JGLOWFITMAN8	8 Port	1
JGLOWFITMAN9	9 Port	1
JGLOWFITMAN10	10 Port	1
JGLOWFITMAN11	11 Port	1
JGLOWFITMAN12	12 Port	1

The manifolds are complete with adjustable flow gauge, drain valve and air bleed valve. They are pre-assembled on wall brackets and supplied with screws and plugs. Also supplied with 'STS' Pipe Inserts and Collet Clips.

Manifold Connection Kit



Part number	Pack qty
MEXT452301	1


JG LowFit fixing systems

JG LowFit Mounting Rail



Part number	Size	Pack qty
JGUFHRAIL12	1 metre long	8

JG LowFit Castellated Floor Panels



Part number	Size mm	Pack qty
JGLOWFIT20	1050 x 650 (for 15mm pipe)	16
JGLOWFIT16	1050 x 650 (for 12mm pipe)	14

JG LowFit Foiled Panel



Part number	Size mm	Pack qty
JGLOWFIT16F	1250 x 600 (for 12mm pipe)	10

JG LowFit Mesh Panel



Part number	Size mm	Pack qty
JGLOWFIT16M	1250 x 600 (for 12mm pipe)	10

JG LowFit Edge Strip



Part number	Size	Pack qty
JGUFHEDGE12	25 metre roll	1

JG LowFit pipe & accessories

JG Layflat® Polybutylene Barrier Pipe – LowFit



Part number	Size mm x m	Box qty	Pack qty
12BPB-50C	12 x 50	6	1
12BPB-80C	12 x 80	4	1

JG LowFit Conduit Elbow



Part number	Size mm	Pack qty
JGUFHCONELB12	12	1

JG LowFit Support Elbow



Part number	Pack qty
JGUFHSBEND12	1

JG LowFit Conduit Pipe – Black



Part number	Size mm	Pack qty
12BLKCON-25C	12 x 25	1

JG LowFit Manifold Reducer



Part number	Size mm	Pack qty
ZRED100020	15 x 12	1

NEW

JG Underfloor Controls 240v RF range (Wireless)

240v RF Programmable Thermostat



Part number	Description	Pack qty
JGSTATRF4W	White	1
JGSTATRF4BL	Black	1

Battery Operated RF Programmable Thermostat



Part number	Description	Pack qty
JGSTATRF4BW	White	1
JGSTATRF4BBL	Black	1

Gateway



Part number	Pack qty
JGWAY1	1

240v RF Controlled Wiring Centre



Part number	Pack qty
JGWCRF4	1

Probe



Part number	Pack qty
JGPRB	1

Probe Box



Part number	Pack qty
JGSB	1

JG Underfloor Controls 240v range

240v Programmable Thermostat



Part number	Description	Pack qty
JGSTAT4W	White	1
JGSTAT4BL	Black	1

240v Wiring Centre



Part number	Pack qty
JGWC4	1

240v Hot Water Timer



Part number	Description	Pack qty
JGTIME4W	White	1
JGTIME4BL	Black	1

Technical support & design

With JG Underfloor you can be confident you will get all the technical backup you could need – before, during and after installation.



Support on your doorstep

With the largest network of technical sales engineers in the UK – who are qualified plumbers and UFH design engineers – our national team of experts provide free onsite technical support for first time installers*. Tel: **01895 425333**
Email: ufh@rwc.com



Handy installation videos & guides

From step-by-step installation videos to quick reference guides, you will find everything you need to make installation easy and get the most out of JG Underfloor Heating.



Technical helpline

Got an enquiry or need help with an issue? JG Underfloor Heating experts are only a phone call away. Tel: **01895 425333**

Alternatively visit jgunderfloor.com to contact us through our web chat service.

For further information, visit
jgunderfloor.com



Free design with detailed estimate

With our vast experience and expertise, you can be assured that we will design the most energy efficient-solution for your project. Boasting one of the fastest turnaround times in the industry, our team will provide you with a detailed estimate and free CAD design package.

Need help or support?

Our team of area sales managers and technical sales engineers are on hand to help you choose the best system for your project. Visit jgunderfloor.com and use our handy locator tool to find your nearest contact.

Want to place an order?

JG Underfloor Heating is available in more plumbing & heating merchants and builders' merchants than anyone else, including leading DIY stores.

Placing an order is simple:

- Take your Estimated Materials List to your stockist of choice
- Negotiate and agree a discount on the trade list price quoted
- Place your order at your stockist

If you need advice on stockists or discounts please call your local area sales manager, as detailed on your quote.

Get a free CAD drawing

CAD drawings can be requested once you place your order with your local JG Underfloor area sales manager or technical sales engineers. To speak to our CAD centre call **01895 425365** or send your plans to:

JG Underfloor CAD Centre

Unit 2 First Floor
Greenways Business Park
Bellinger Close
Chippenham
SN15 1BN
ufh@rwc.com



* Onsite support is not available for Room Pack installations. However, engineers and helpline advisors are always on hand to assist.



For more information visit
jgunderfloor.com

**Reliance Worldwide
Corporation (UK) Limited**

Horton Road
West Drayton
UB7 8JL
United Kingdom
Tel: +44 (0) 1895 449233

Manufactured & distributed by Reliance Worldwide Corporation.
Z2105/463/0923

AN RWC BRAND
RWC